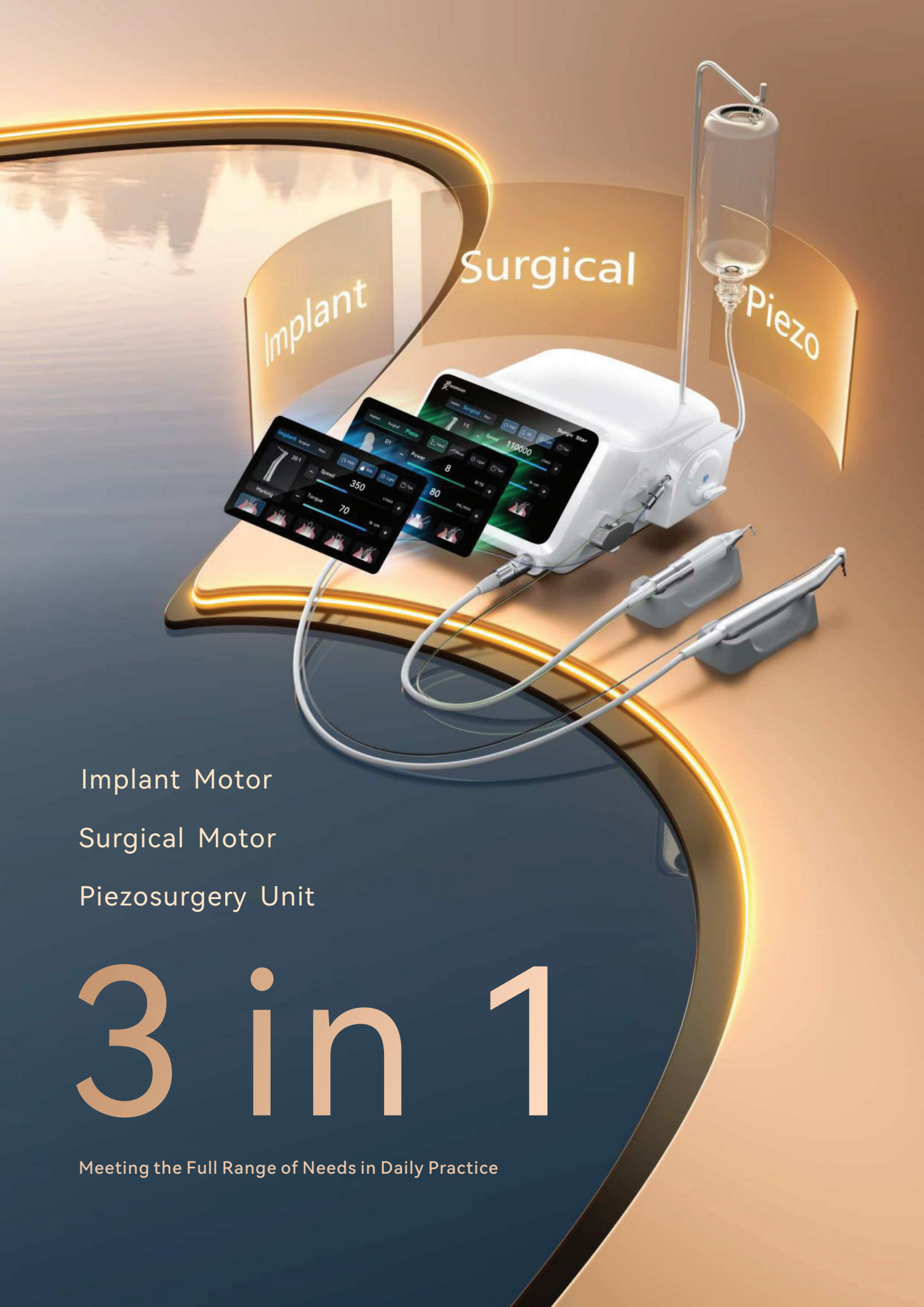


D:O IMPLANT

Surgic Star

The First 3 in 1 Advanced Surgery Center





Implant

Surgical

Piezo

Implant Motor
Surgical Motor
Piezosurgery Unit

3 in 1

Meeting the Full Range of Needs in Daily Practice

The one-touch program switching feature allows users to easily switch between three main functions with just one touch

The system offers user-friendly voice reminders to help users use the options and features correctly



Multifunctional compact device saves operational space
Dental Cart optional





1 IMPLANT

5 convenient preset programs



Marking



Pilot Drilling



Template Drilling



Implanting



Rinsing

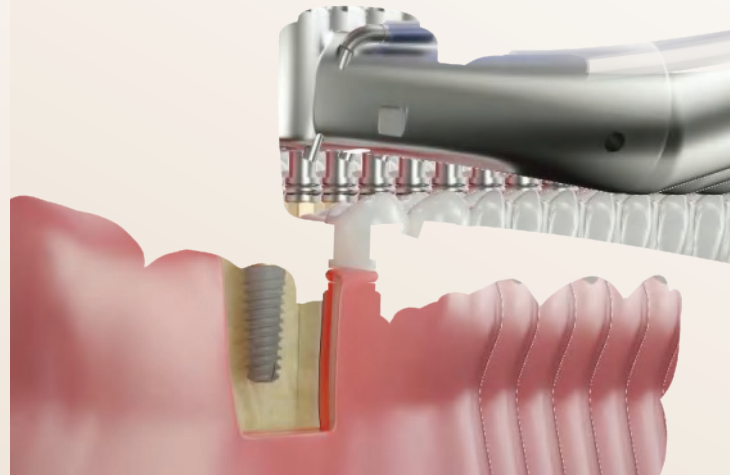
Continuous torque precise control ensures that the implant placement torque reaches the preset target with higher accuracy

Real-time torque display and precise torque limit protection offer a safer implant procedure

Torque **35** N·cm



Up to 80 N·cm



120W

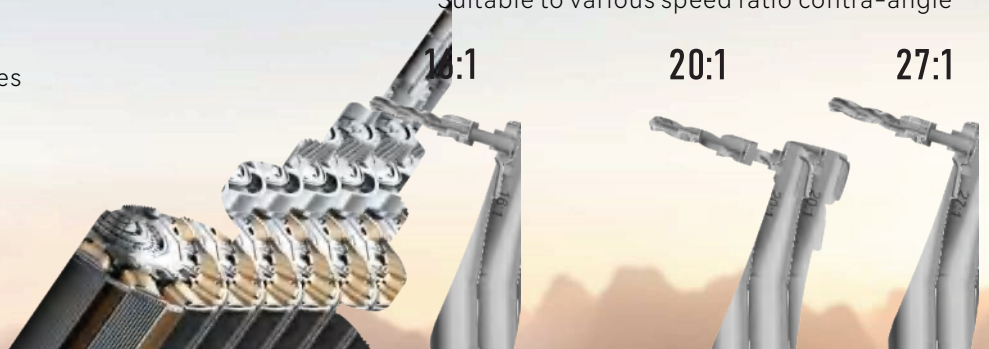
powerful brushless motor ensures effortless and smooth operation and enhances your surgical experience

Suitable to various speed ratio contra-angle

14:1

20:1

27:1



SURGICAL

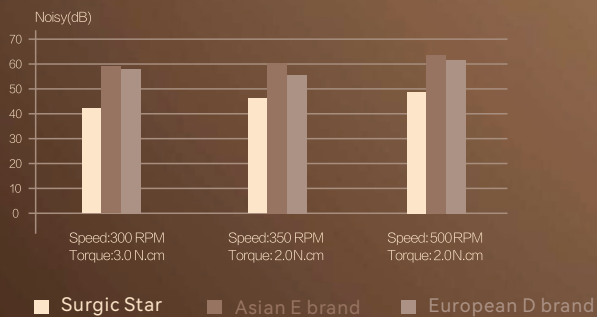
Precise and adjustable speed
significantly reduced heat generation
and enhanced stability for the
most accurate cutting possible

Speed **110000** rpm

+

-

High-performance brushless motor
with exceptional torque, minimal noise,
extended lifespan, and negligible vibration



Suitable to various speed
ratio handpieces

1:1 1:2 1:3 1:4.2 1:5

Z PIEZO



Minimally invasive cutting actions effectively reduce surgical trauma leading to improved post-operative recovery

Precise Cut: Safely removing hard tissue without harming the surrounding soft tissue

Experience a more efficient performance with the power of multiple piezoelectric ceramic rings delivering high-frequency vibration



Press the "Boost" button once to increase the current power by 25% instantly

25%



STAR: SMART TIP AUTOMATIC RECOGNITION

The unique proprietary STAR feature enables the Star Surgery Center to automatically switch programs by scanning and recognizing tips contra-angles, and handpieces making the routine safer and faster

DUAL IRRIGATION SUPPLY SYSTEMS

Surgic Star's irrigation system offers easy switching and hassle-free tube replacement
The mode interface matches the irrigation method color for an intuitive experience



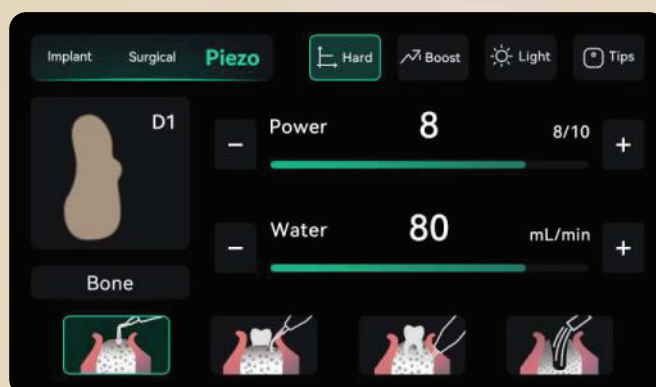
INTUITIVE BICOLOR INTERFACE

Bicolor interface helps to easily distinguish different modes:

Blue: Implant Motor + Surgical Motor




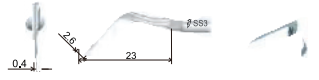

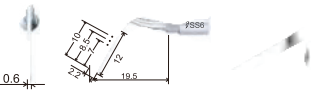
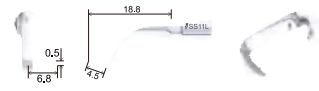
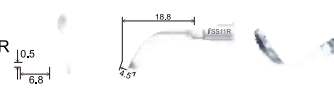
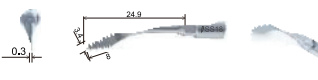




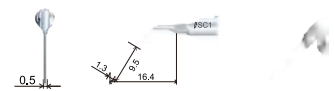


Green: Piezosurgery



Real-time output display
Intuitive interface enhances user experience

ACCESSORIES Motor Handpiece for Implant Motor + Surgical Motor

Ultrasonic Handpiece for Piezosurgery Upgraded 14 tips, high efficiency and precision

<p>SS2</p>  <p>High-effectiveness osteotomy on the maxilla and mandible</p>	<p>SS3</p>  <p>Osteotomy of high precision in anatomically thin structures</p>	<p>SS5</p>  <p>For osteoplasty or harvesting of bone particles or chips</p>
<p>SS6</p>  <p>Osteotomy of high precision in anatomically thin structures</p>	<p>SS11L</p>  <p>Left angle 90°, circumferential teeth, for osteotomy in special bone positions</p>	<p>SS11R</p>  <p>Right angle 90°, circumferential teeth, for osteotomy in special bone positions</p>
<p>SS18</p>  <p>Extremely thin, for efficient osteotomy and also for apex resection</p>	<p>SL1</p>  <p>Tip angle 120°. For maxillary sinus membrane detachment and elevation without damaging the maxillary sinus mucosa</p>	<p>SL2</p>  <p>For detachment of the maxillary sinus mucosa</p>
<p>SL3</p>  <p>Diamond-coated tip for non-traumatic osteotomy close to soft tissue and sensitive areas</p>	<p>SE16</p>  <p>Diamond-coated tip for root-end preparation</p>	<p>SC1</p>  <p>For minimally invasive removal of ligaments and root surgery</p>
<p>SC5</p>  <p>For minimally invasive cutting of ligaments and gap increase in tooth extraction, especially suitable for the extraction of wisdom teeth with an oblique angle</p>	<p>SP7</p>  <p>Diamond-coated tip for fine osteoplasty</p>	

Contra-angle for implanting

Model	WP-1L
Speed Ratio	20:1
Max Speed	2100r/min
Warranty	1 year
Bearing	German bearing
Light	LED

Contra-angle for cutting

Model	WJ-SG45CL Optional	WJ-11L Optional	WJ-45L Optional	WJ-45TL Optional
Speed Ratio	1:3 increasing	1:1 direct drive	1:4.2 increasing	1:5 increasing
Max Speed	126000r/min	42000r/min	176400r/min	210000r/min
Warranty	1 year	1 year	1 year	1 year
Bearing	German ceramic bearing	German ceramic bearing	German ceramic bearing	German ceramic bearing
Head Dimension	Mini head (14.1x8.7mm)	Mini head (13.6x8.2mm)	Mini head (14.2x8.7mm)	Mini head (13.7x8.7mm)

SPECIFICATIONS

Power-supply Voltage: 100V-240V~ 50HZ/60Hz 180VA Dimension: 267mm × 284mm × 136mm
 Frequency: 24kHz~36kHz Torque Range: Torque range for 20:1 contra-angle: 5N·cm-80N·cm Speed Range: 300-42,000r/min

DIO DIGITAL IMPLANT INDIA PVT. LTD.

<p>Head Office</p> <p>Gurugram Office: 7061, 7062, 708, 709, 7101, 7102, 7111 & 7112, 7th Floor, Block B, Vipul Square, Sushant Lok, Phase-I, Gurugram, Haryana - 122009 Contact: 0124-4751803, E-mail: info@dioimplant.co.in</p>	<p>Branch Office</p> <p>Mumbai Office: Unit No. 605, Business Suites 9, Plot No. 93 S.V. Road, Santacruz, West Mumbai - 400054 Contact: 022-46021803</p>	<p>Branch Office</p> <p>Bengaluru Office : No.18/6, First Floor, Cunningham Road, Bengaluru - 560052</p>	<p>Branch Office</p> <p>Chennai Office : No. 45, 3rd Floor Ashok Towers, KB Dasan Road, Nandhinnee Sweets, Alwarpet - 600018, Chennai</p>
---	--	---	--

